



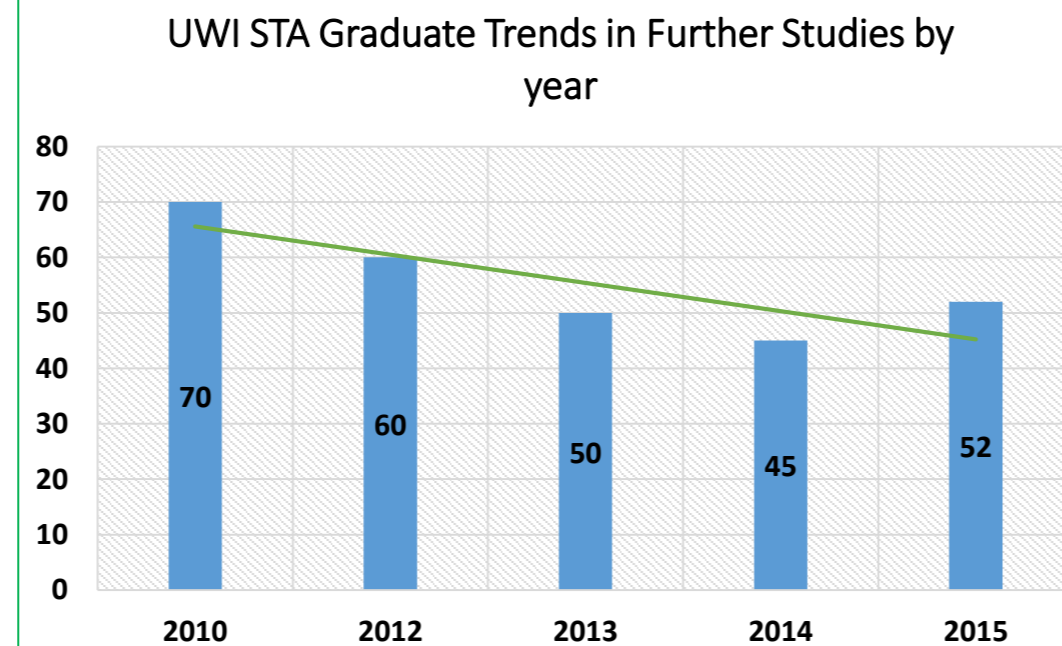
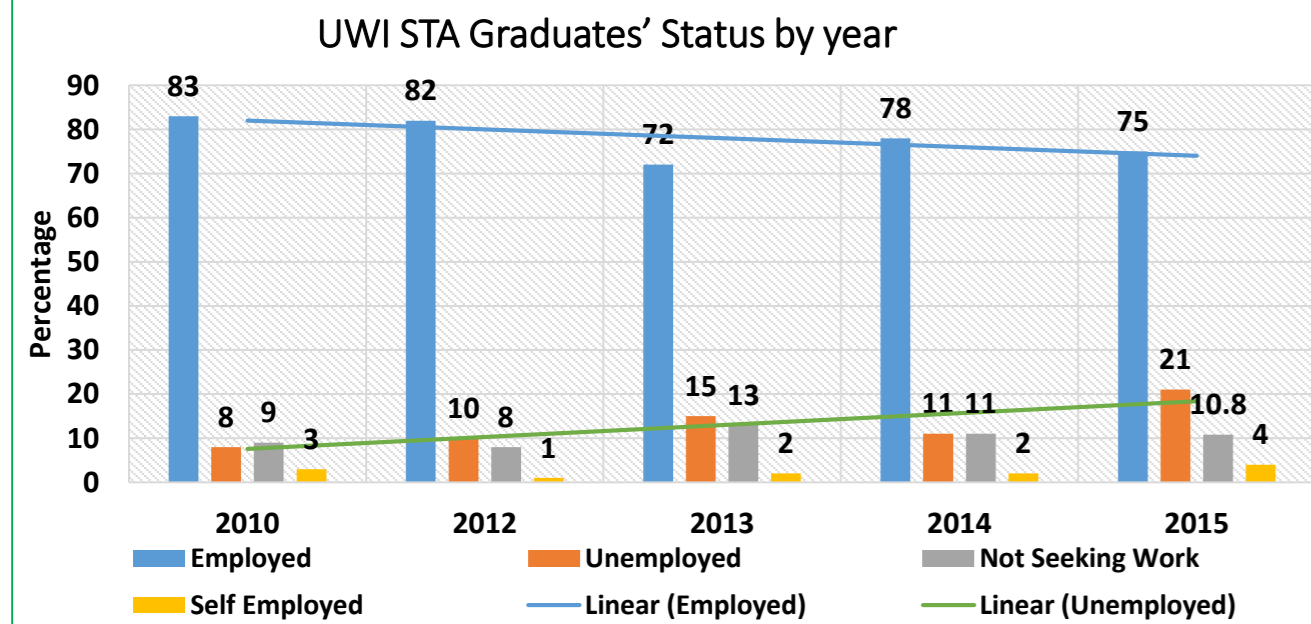
THE UNIVERSITY OF THE WEST INDIES

THE ST. AUGUSTINE CAMPUS

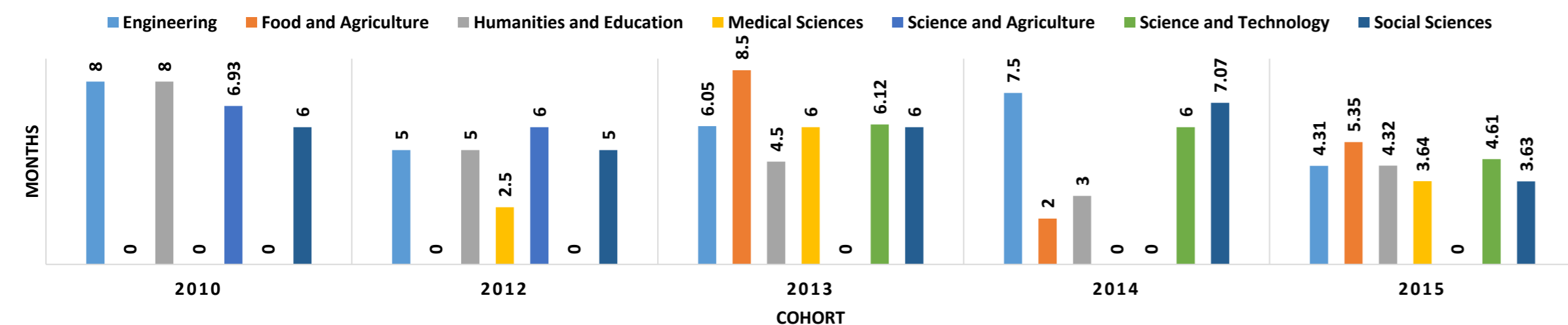
Highlights of a Comparative Review of the Results of Graduate Tracer Surveys 2010-2015

The charts below represent an excerpt from a Comparative review of Graduate Tracer Surveys 2010-2015. The survey was conducted by the Campus Office of Planning and Institutional Research and examines the post-graduation experience of graduates provide a descriptive analysis of graduate employment outcomes of the 2010-2015 first degree graduating cohorts from The UWI St. Augustine campus, and also takes a more in-depth look at factors affecting these outcomes. Survey responses were analyzed in an effort to determine the main activity that being undertaken by graduates of the 2010, 2012, 2013, 2014 and 2015 cohorts.

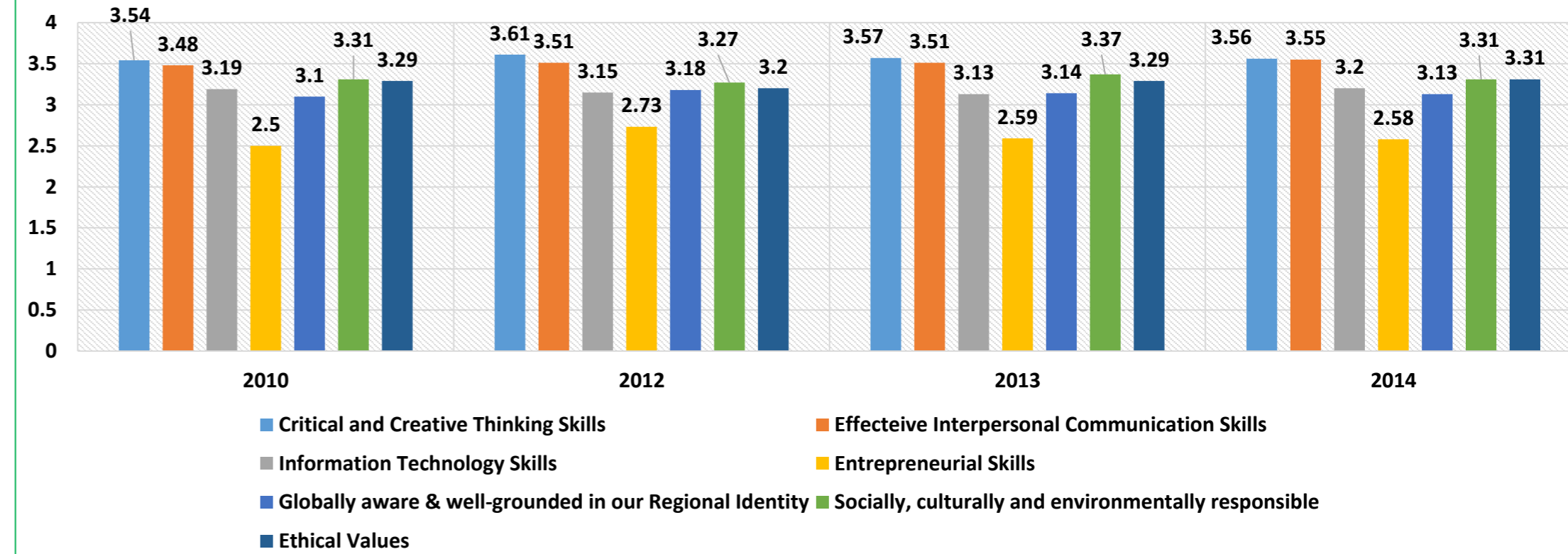
The results indicate that across the studied years, the majority of UWI graduates were consistently employed. The employment rate however, exhibited a declining trend from 86% for the 2010 cohort to 79% for the 2015 cohort and the unemployment rate increasing from 8 % to 21% for the respective cohorts. Regarding Further Studies, although a large proportion of graduates consistently exhibited a positive inclination towards its pursuit, the trend declined from a high of 70% to a low of 45%. Analysis of graduates' gross income indicated that graduates for the Faculty of Medical Sciences and the Faculty of Engineering consistently earned a higher salary, averaging between \$7,000 - \$11,999 and \$12,000 - \$17,000, respectively. In general, graduates felt that a re-engineered curriculum and course structure that placed more emphasis on practical experience would be a key driving force towards minimizing the evident skills gap. Graduates also felt that, creativity in both lecturer teaching styles and students responses should be encouraged so that their overall University experience could become more holistic and relevant in the global environment.



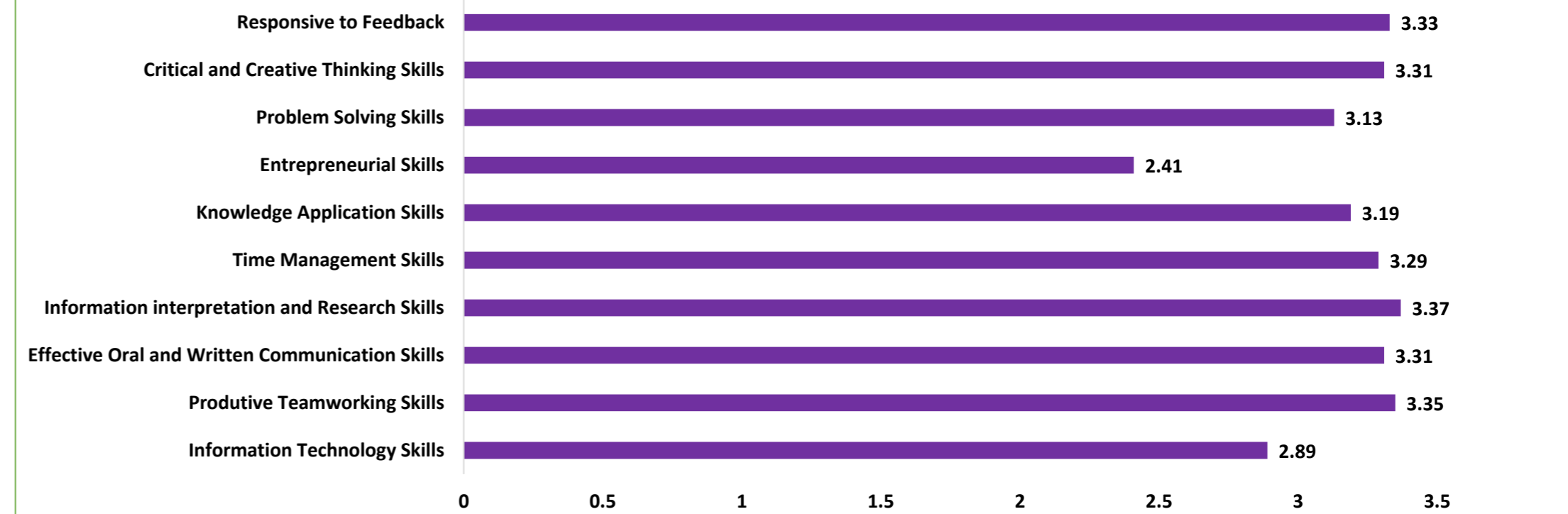
Average Time Taken to find Employment by Faculty and years



UWI STA Graduates Mean Rating on Learning Outcomes by year



UWI STA Graduates Mean Rating on Learning Outcomes for OJT Skills 2015



UWI STA Graduates Mean Rating on Learning Outcomes for Citizenship and Service Skills 2015

