

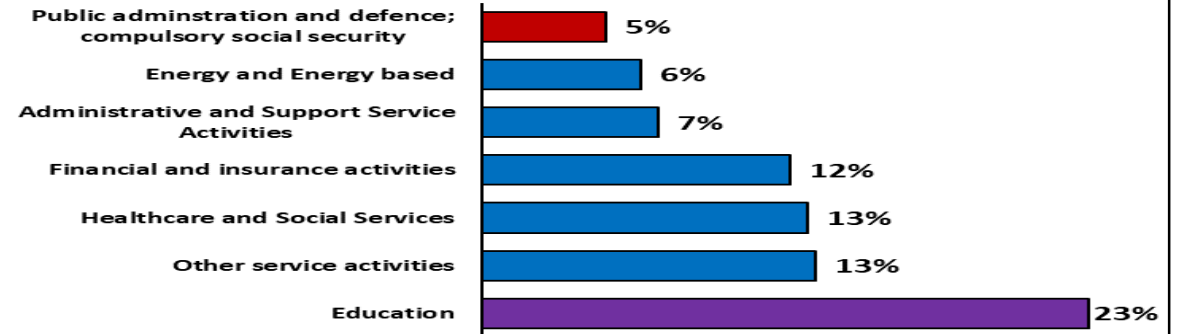
THE ST. AUGUSTINE CAMPUS Graduate Tracer Survey 2019 Highlights

The charts below represent an excerpt from the Graduate Tracer Survey (GTS) 2019. The GTS is an annual survey conducted by the Campus Office of Planning and Institutional Research on first degree graduates one year after graduating from The UWI. The study analyses the feedback received on the experience of the graduates in relation to their employment outcomes & their UWI programme and attempts to observe trends on the Institution's capacity to prepare the distinctive UWI graduate. The survey was responded to by 26% of graduates from the undergraduate class.

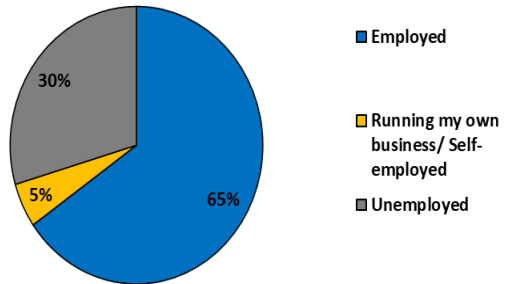
For the Class of 2019, survey findings showed that graduate employment was 65%, this was a decrease from phase 2 of the 2018 survey, where the employment was 68%. An estimated 30% of the respondents reported being unemployed, with the main reason for unemployment being limited job opportunities.

Approximately 63% of the graduates surveyed reported that they were employed in the public sector. The main areas of employment activity continue to be in the fields of Education, Health & Social Services and Financial & Insurance activities. Most of the respondents (34%) were employed in the job category of Professional and/or Research Staff. An estimated 34% of respondents earned a monthly salary less than \$7000 and approximately 39% earned \$10,000 and above, with average time taken to find employment being approximately six months.

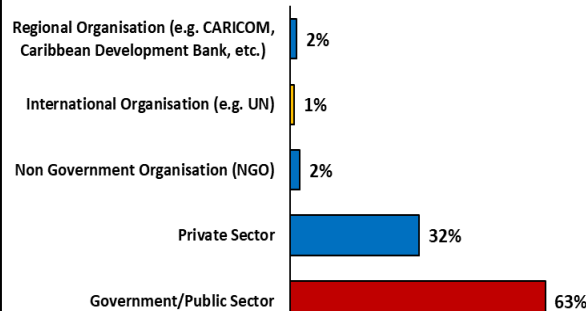
Major Areas of Economic Activity of Graduates



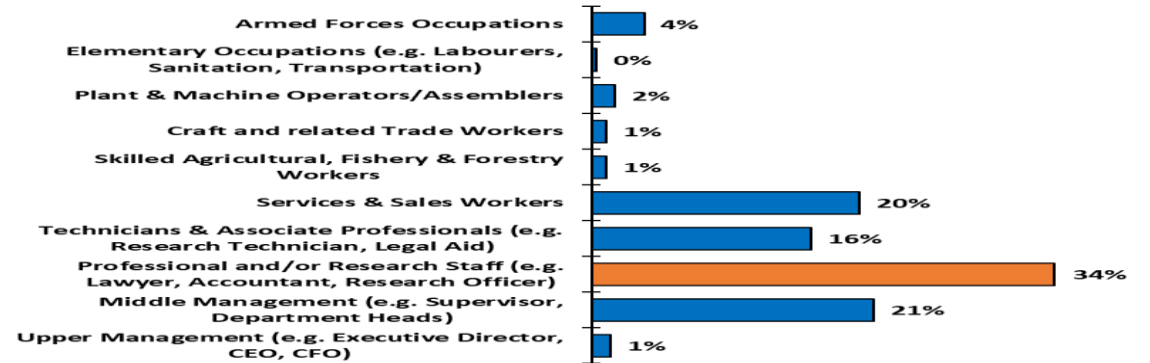
Graduates' Employment Status



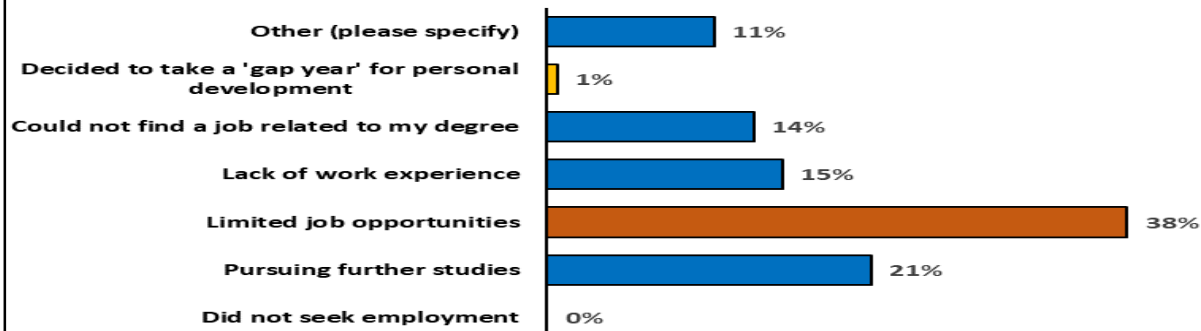
Graduates' Sector of Employment



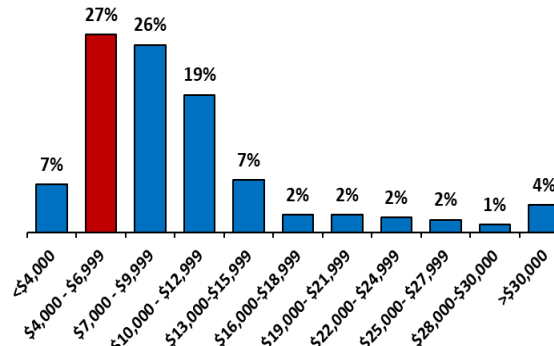
Graduates' Job Category



Reason for Graduate Unemployment



Graduates' Gross Monthly Income



Average Time Taken to Find Employment

