



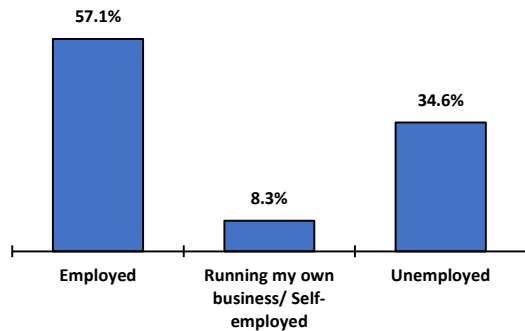
THE ST. AUGUSTINE CAMPUS Graduate Tracer Survey 2020 Highlights

The charts below represent an excerpt from the Graduate Tracer Survey (GTS) 2020. The GTS is an annual survey conducted by the Campus Office of Planning and Institutional Research on first-degree graduates one year after graduating from The UWI. The study analyses the feedback received on the experience of the graduates in relation to their employment outcomes & their UWI programme and attempts to observe trends on the Institution's capacity to prepare the distinctive UWI graduate. The survey was responded to by 36.5% of graduates from the undergraduate class.

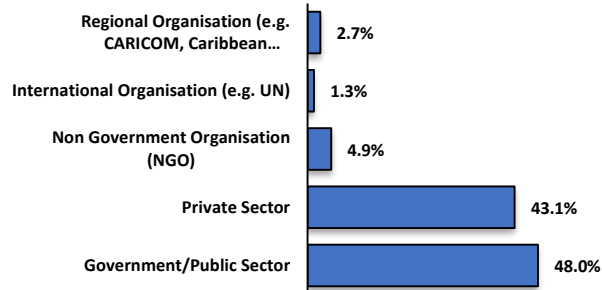
For the Class of 2020, survey findings showed that graduate employment was 57.1%, this was a decrease from the 2019 survey, where the employment was 65%. An estimated 35% of the respondents reported being unemployed, with the 2 main reasons for unemployment being limited job opportunities and the decision to pursue further studies.

Approximately 43% of the graduates surveyed reported that they were employed in the private sector whereas 48% were employed in the public sector. The trend continues where the main areas of employment activity were in the fields of Education, Health & Social Services, and Financial & Insurance activities. Most of the respondents (28.1%) were employed in the job category of Professional and/or Research Staff and as service & sales workers (24.9%). An estimated 35% of respondents earned a monthly salary of less than \$7000 and approximately 22% earned \$10,000 and above, with the average time taken to find employment being approximately seven months.

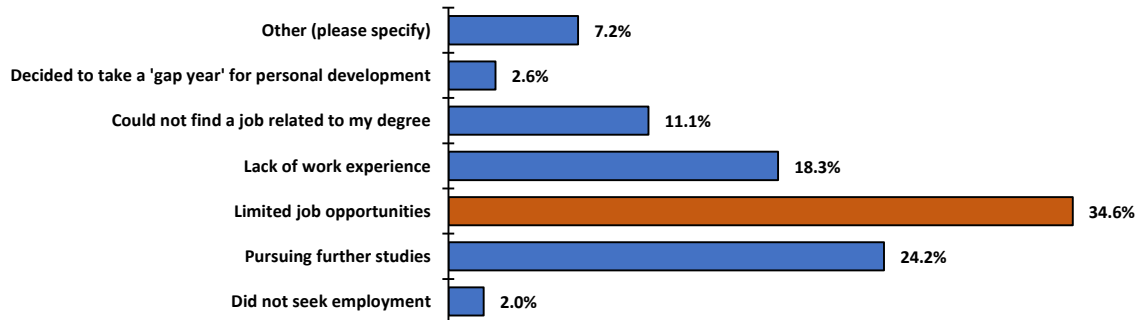
Which of the following best describes your current state with regard to paid employment?



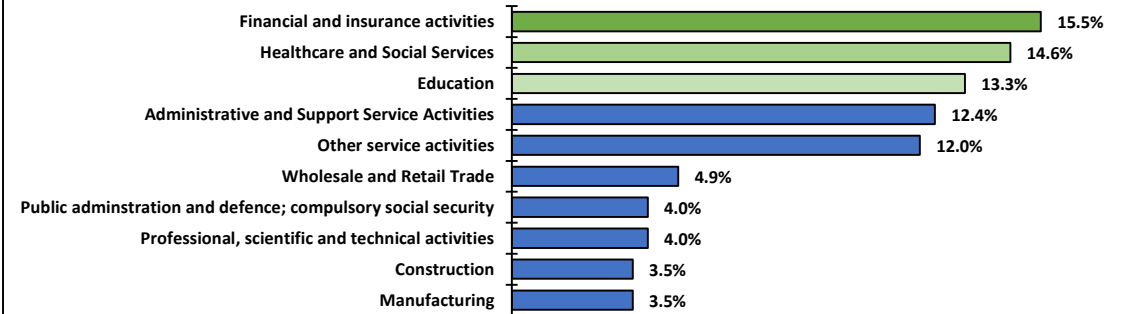
From the list below, please tell us which sector this organisation/company would fall under.



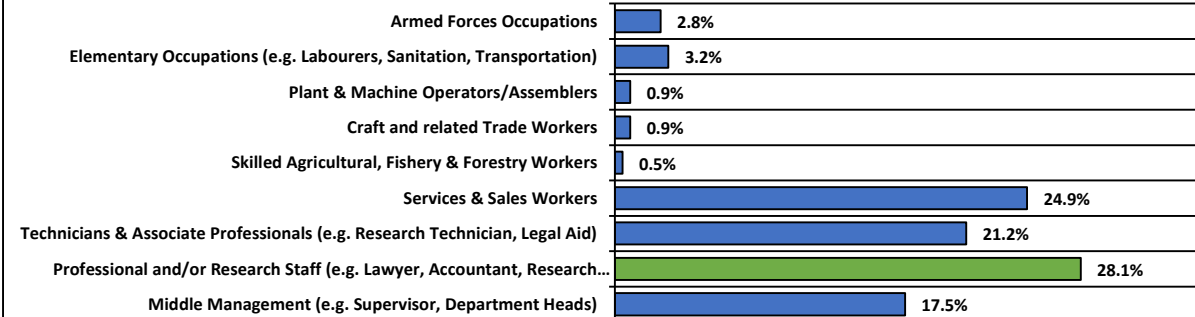
Which one of the following best describes the reasons why you are presently not employed?



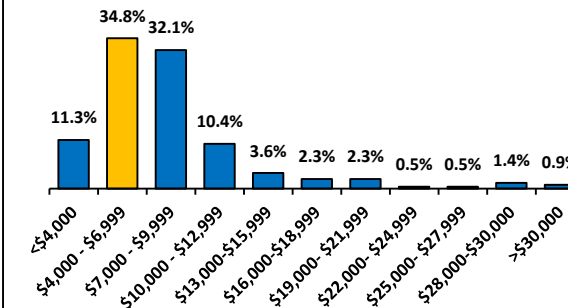
From the list below, please indicate the major economic activity of the organisation that you work in.



Please select, to the nearest approximation, which of the categories below does your current position fall under



Kindly select the range of your current Gross Monthly Salary before taxes (currency in TT).



Average Time Taken to Find Employment

