

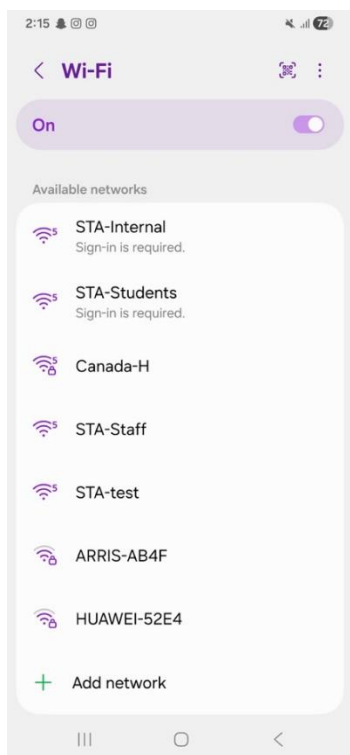
# Connecting to the STA-Staff Wireless Network

## Android Guide

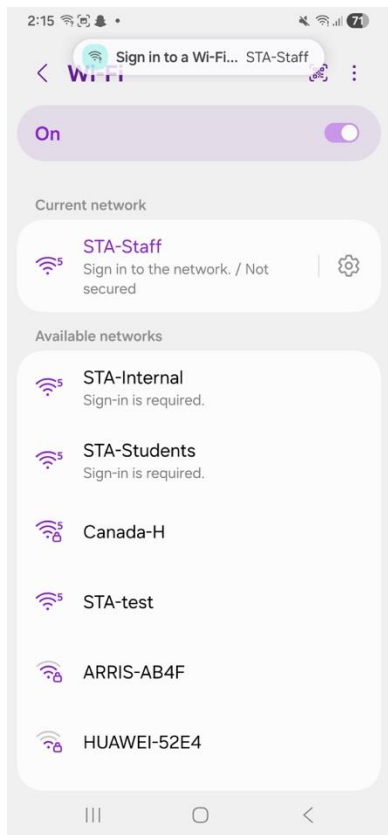
This guide explains how staff can connect to the **STA-Staff** authenticated wireless network using an Android device.

### M365 Authenticated Wireless STA-Staff

**STEP 1:** Open your phone's **Wi-Fi settings** and tap **STA-Staff**.

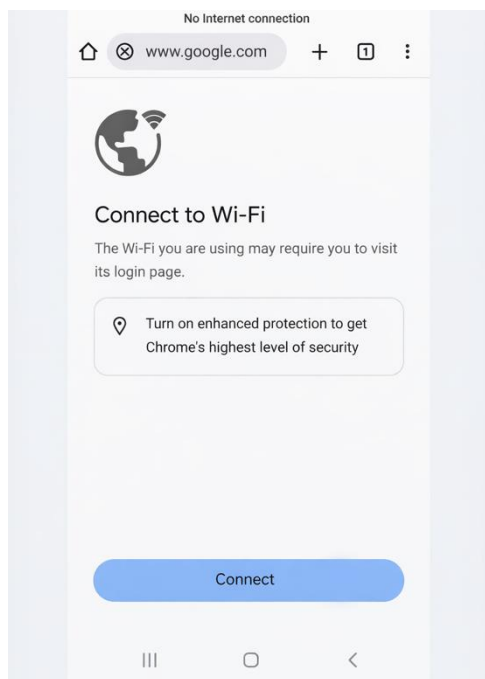


## STEP 2: Tap on Sign in to Wi-Fi Network.



**STEP 3:** If you miss the sign-in pop-up or receive an error message, open a web browser (for example Chrome or Safari) and try visiting any webpage.

You will then be redirected to the Wi-Fi login page. Tap Connect to proceed.



**STEP 4**: Please sign in by entering your username and password (300xxxx@uwi.edu for staff)

2:16 [notification icons] [signal strength] [77% battery]


**Sign in to STA-Staff** [vertical ellipsis]

<https://login.microsoftonline.com>



**Pick an account**

[Account icon] [Account name] [vertical ellipsis]

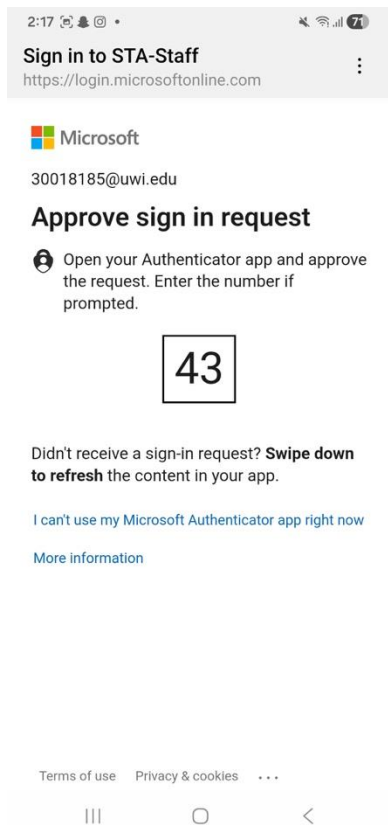
 Use another account

[Terms of use](#) [Privacy & cookies](#) ...



**STEP 5:** If your main **multi-factor authenticaton method** is set to a prompt within the app, you will see a screen similar to the example below but will not be able to complete the process without internet access. Please tap:


“I can’t use my Microsoft Authenticator right now”




## STEP 6: Please tap on “Use a verification code”

2:17 [signal icons] [battery icon]

**Sign in to STA-Staff**  
<https://login.microsoftonline.com>

 Microsoft

**Verify your identity**

 Approve a request on my Microsoft Authenticator app

Use a verification code

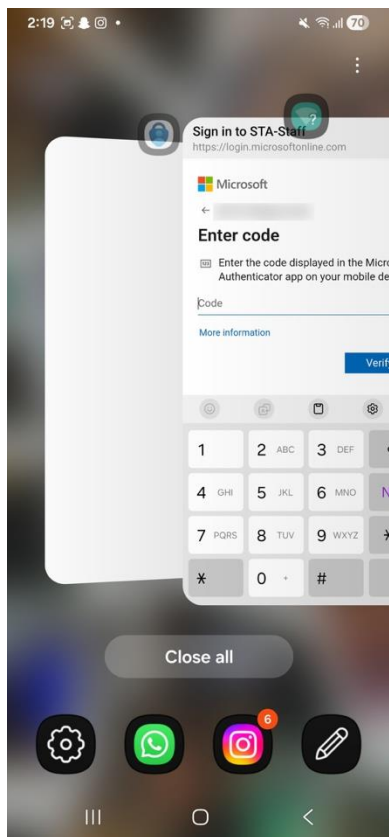
[More information](#)

Are your verification methods current? Check at  
<https://aka.ms/mfasetup>

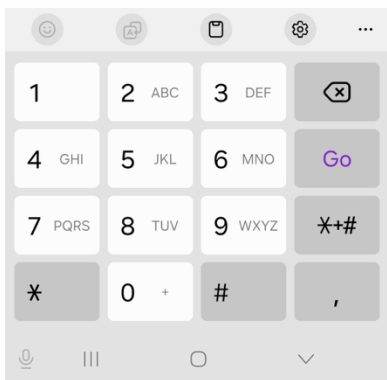
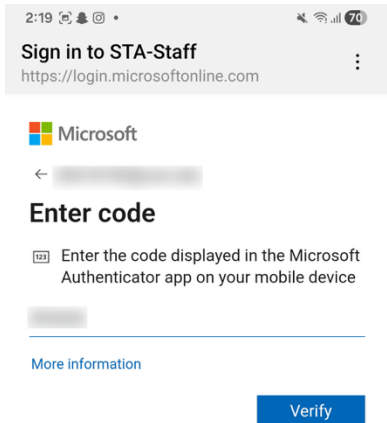
[Terms of use](#) [Privacy & cookies](#) ...

||| ○ <

**STEP 7:** Please switch apps to your authenticator app and tap on the relevant account to get the verification code.



## STEP 8: Enter the code and press verify to continue.



Alternatively, you may return to Step 7 and select the option to receive a **text (SMS) code** instead.

**Note:** The arrival time of SMS codes may vary depending on your mobile network provider. Delays or non-arrival of SMS codes can occasionally occur.

*Once the process is complete, your device will be connected to the **STA-Staff** wireless network.*